

# Product data sheet

Specifications



Editable voice alarms, Harmony XVS, black, mounting 72mm DIN rail, NPN, 12...24V DC

XVSV7BBN

Product availability: Stock - Normally stocked in distribution facility

Price\*: 130.00 USD

## Main

Range of Product	Harmony XVS
Product or Component Type	Editable electronic alarm
Beacon or indicator bank unit type	Sound unit
Device short name	XVSV

## Complementary

Color	Dark grey
Input type	Bit 6 channel input Binary 63 channel input
Assembly style	Ready assembled
Material	PC (polycarbonate): body PC (polycarbonate): back cover TPE (thermoplastic elastomer): front panel NBR (nitrile butadiene rubber)
marking	CE
Overvoltage category	Class II EN/IEC 61140
Mounting Support	72 mm DIN rail
[Us] rated supply voltage	12...24 V DC
[Ue] rated operational voltage	10...30 V DC
[Ui] Rated Insulation Voltage	250 V
Inrush current	30 A
Associated fuse rating	1 A
[Uimp] rated impulse withstand voltage	2.5 kV IEC 60947-1
Power consumption in W	1.8 W
Current consumption	75 mA 24 V DC
clamping connection capacity	<= 1 x 1.5 mm <sup>2</sup>
Device Application	Printing Subway Packaging
Mounting diameter	3.1 in (80 mm)
Width	3.1 in (80 mm)
Height	3.1 in (80 mm)

Price is "List Price" and may be subject to a trade discount – check with your local distributor or retailer for actual price.

Depth	1.0 in (24.9 mm)
Net Weight	0.313 lb(US) (0.142 kg)

## Environment

Discrete output type	NPN
Signalling type	Adjustable vocal sound
Standards	EN/IEC 60947-5-1
Protective treatment	TC
Ambient Air Temperature for Storage	-4...140 °F (-20...60 °C)
Ambient Air Temperature for Operation	14...131 °F (-10...55 °C)
Pollution degree	2
Relative humidity	35...85 % without condensation
Vibration resistance	7 gn
IP degree of protection	Panel mounted IP65 EN/IEC 60529 Wall mounted IP20
Noise level	0...89 dB stop or suppress)1 m

## Ordering and shipping details

Category	US100XV22617
Discount Schedule	00XV
GTIN	3606480623806
Returnability	No
Country of origin	ID

## Packing Units

Unit Type of Package 1	PCE
Number of Units in Package 1	1
Package 1 Height	2.76 in (7.0 cm)
Package 1 Width	4.53 in (11.5 cm)
Package 1 Length	5.12 in (13.0 cm)
Package 1 Weight	11.0 oz (311.0 g)
Unit Type of Package 2	S02
Number of Units in Package 2	10
Package 2 Height	5.91 in (15 cm)
Package 2 Width	11.81 in (30 cm)
Package 2 Length	15.75 in (40 cm)
Package 2 Weight	7.807 lb(US) (3.541 kg)
Unit Type of Package 3	P06
Number of Units in Package 3	160
Package 3 Height	29.53 in (75 cm)
Package 3 Width	15.75 in (40 cm)
Package 3 Length	31.50 in (80 cm)

---

**Package 3 Weight**

164.82 lb(US) (74.76 kg)

## Sustainability

**Green Premium™ label** is Schneider Electric's commitment to delivering products with best-in-class environmental performance. Green Premium promises compliance with the latest regulations, transparency on environmental impacts, as well as circular and low-CO<sub>2</sub> products.

**Guide to assessing product sustainability** is a white paper that clarifies global eco-label standards and how to interpret environmental declarations.

[Learn more about Green Premium >](#)

[How we assess product sustainability >](#)



Transparency RoHS/REACH

## Well-being performance

Mercury Free

RoHS Exemption Information Yes

## Certifications & Standards

Reach Regulation [REACH Declaration](#)

Eu RoHS Directive Pro-active compliance (Product out of EU RoHS legal scope)

China RoHS Regulation [China RoHS declaration](#)

Environmental Disclosure [Product Environmental Profile](#)

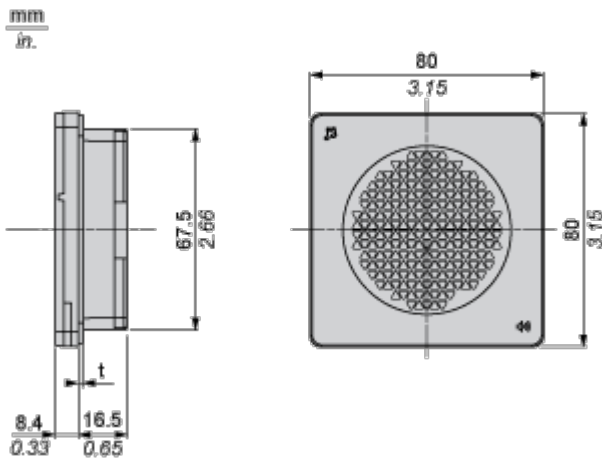
Circularity Profile [End of Life Information](#)

**California Proposition 65** WARNING: This product can expose you to chemicals including: Lead and lead compounds, which is known to the State of California to cause cancer and birth defects or other reproductive harm. For more information go to [www.P65Warnings.ca.gov](http://www.P65Warnings.ca.gov)

Dimensions Drawings

Dimensions

---

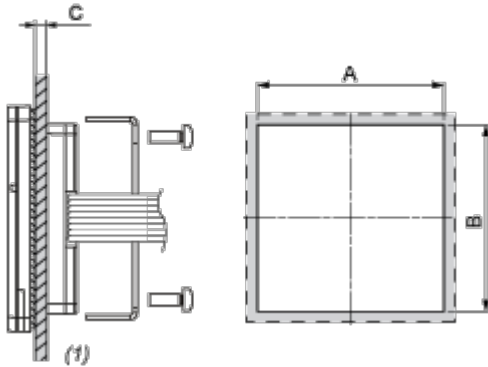


(t) : Waterproof rubber (1.6 mm / 0.06 in.)

Mounting and Clearance

Panel Cut Dimensions

---

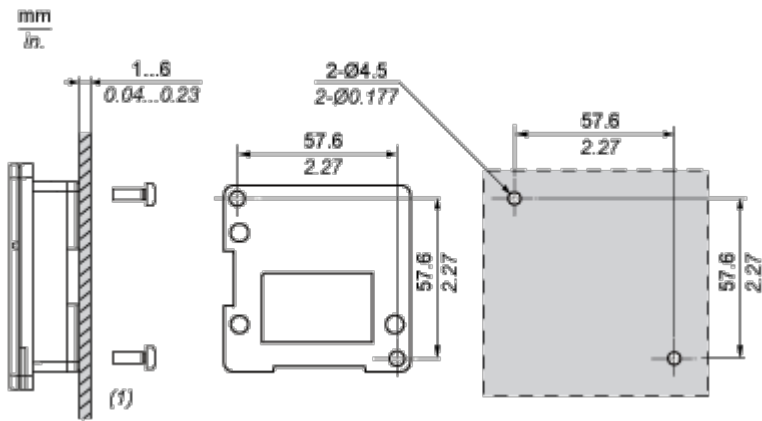


(1) Installation panel

A	B	C
68 +0.5/0 mm (2.68 +0.0197/0 in.)	68 +0.5/0 mm (2.68 +0.0197/0 in.)	1...4 mm (0.04...0.15 in.)

Wall Mount Dimensions

---

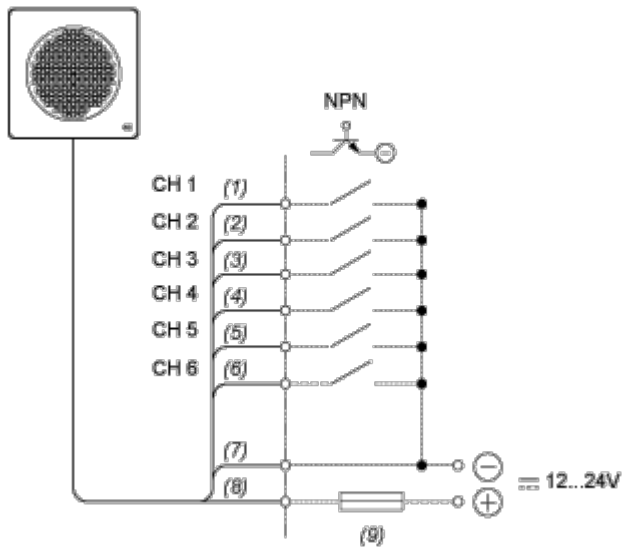


(1) Installation panel

Connections and Schema

Wiring Diagram

---



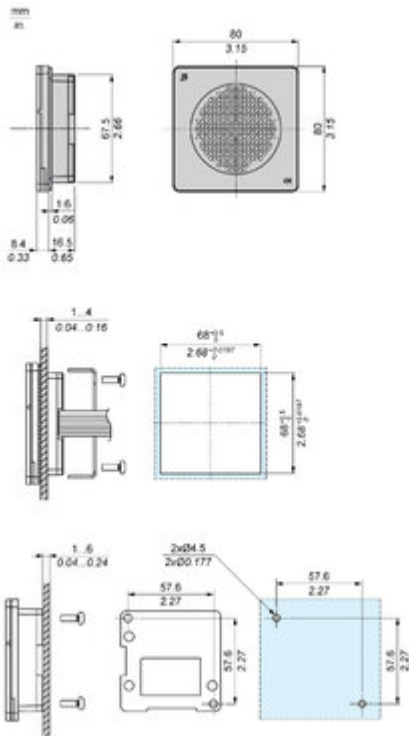
- (1) Green
- (2) Yellow
- (3) Brown
- (4) Blue
- (5) Purple
- (6) Gray
- (7) Black
- (8) Red
- (9) Fuse (Rated current: 1 A)



Technical Illustration

Dimensions

---



Technical Illustration

Wiring diagram

---

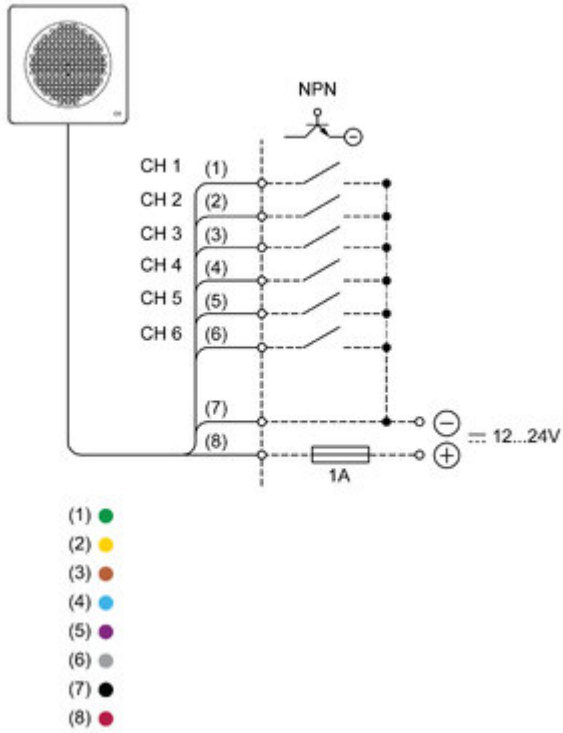


Image of product / Alternate images

Alternative

---



